

ITEM NO.: 1147



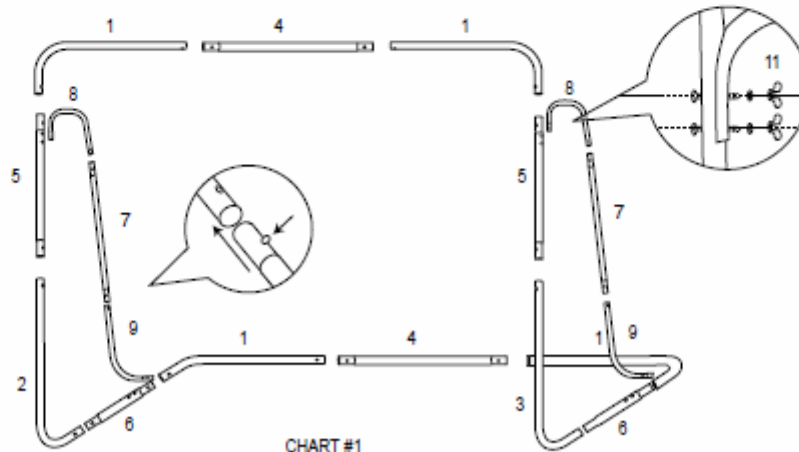
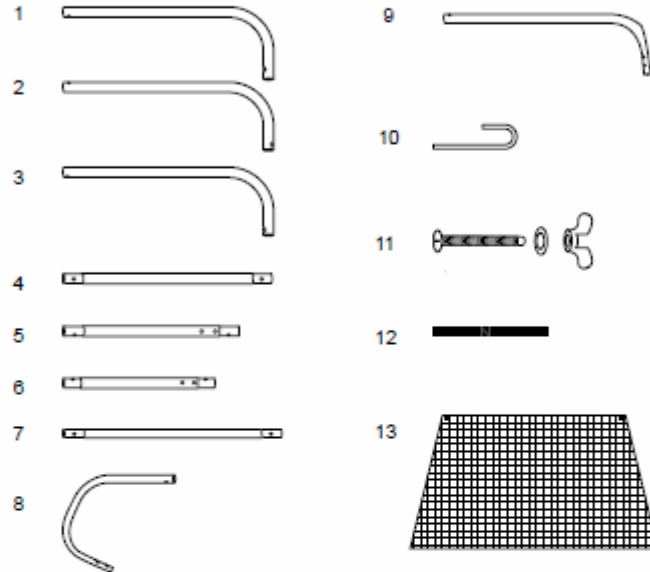
## Soccer Goal Set Assemble Instruction Manual

**CAUTION:**

1. CHECK ALL CONTENTS ARE INCLUDED BEFORE ASSEMBLY.
2. ALWAYS ASSEMBLE AND DISASSEMBLE THE PRODUCT UNDER ADULT SUPERVISION.
3. ANY BREAKAGE FOUND ON THE PRODUCT, PLEASE STOP ASSEMBLING OR DISASSEMBLING IT.
4. CHECK THE EQUIPMENT BEFORE EACH TIME USE IT

**CONTENTS:**

1. "L" SHAPE FRAME POLE (4PCS)
2. "L" SHAPE FRAME POLE (1PC)
3. "L" SHAPE FRAME POLE (1PC)
4. FRAME POLE (2PCS)
5. FRAME POLE (2PCS)
6. FRAME POLE (2PCS)
7. FRAME POLE (2PCS)
8. "J" SHAPE FRAME POLE (2PCS)
9. "L" SHAPE FRAME POLE (2PCS)
10. "J" SHAPE GROUND PEG (8PCS)
11. SCREW (8PCS)
12. VELCRO (26PCS)
13. NET (1PC)



1. PLEASE ASSEMBLE THE GOAL AS CHART #1 SHOWN



## Soccer Goal Set Assemble Instruction Manual

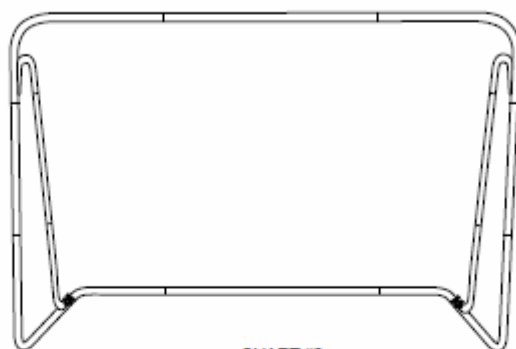


CHART #2

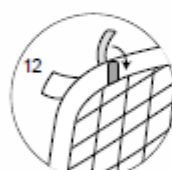


CHART #3

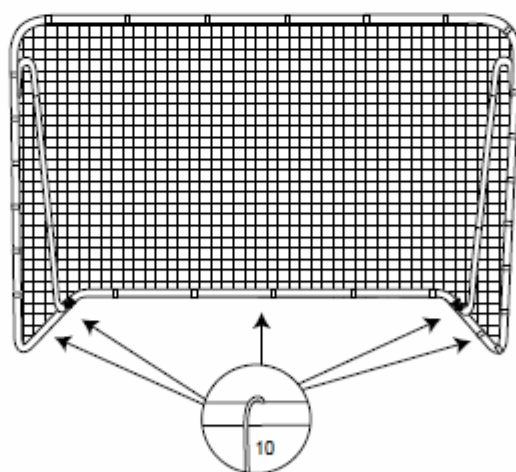


CHART #4

2. PLEASE ATTACH NET WITH PROVIDED VELCRO AS CHART #3 SHOWN
3. PLEASE INSERT THE PEG WITH ANGLE INTO THE GROUND AS CHART #4 SHOWN

- 
1. DO NOT CLIMB THE PRODUCT.
  2. DO NOT HANG ON THE PRODUCT.
  3. DO NOT PLACE THE PRODUCT NEAR THE FLAME AREA.

[WWW.EJETSPORT.COM](http://WWW.EJETSPORT.COM)