

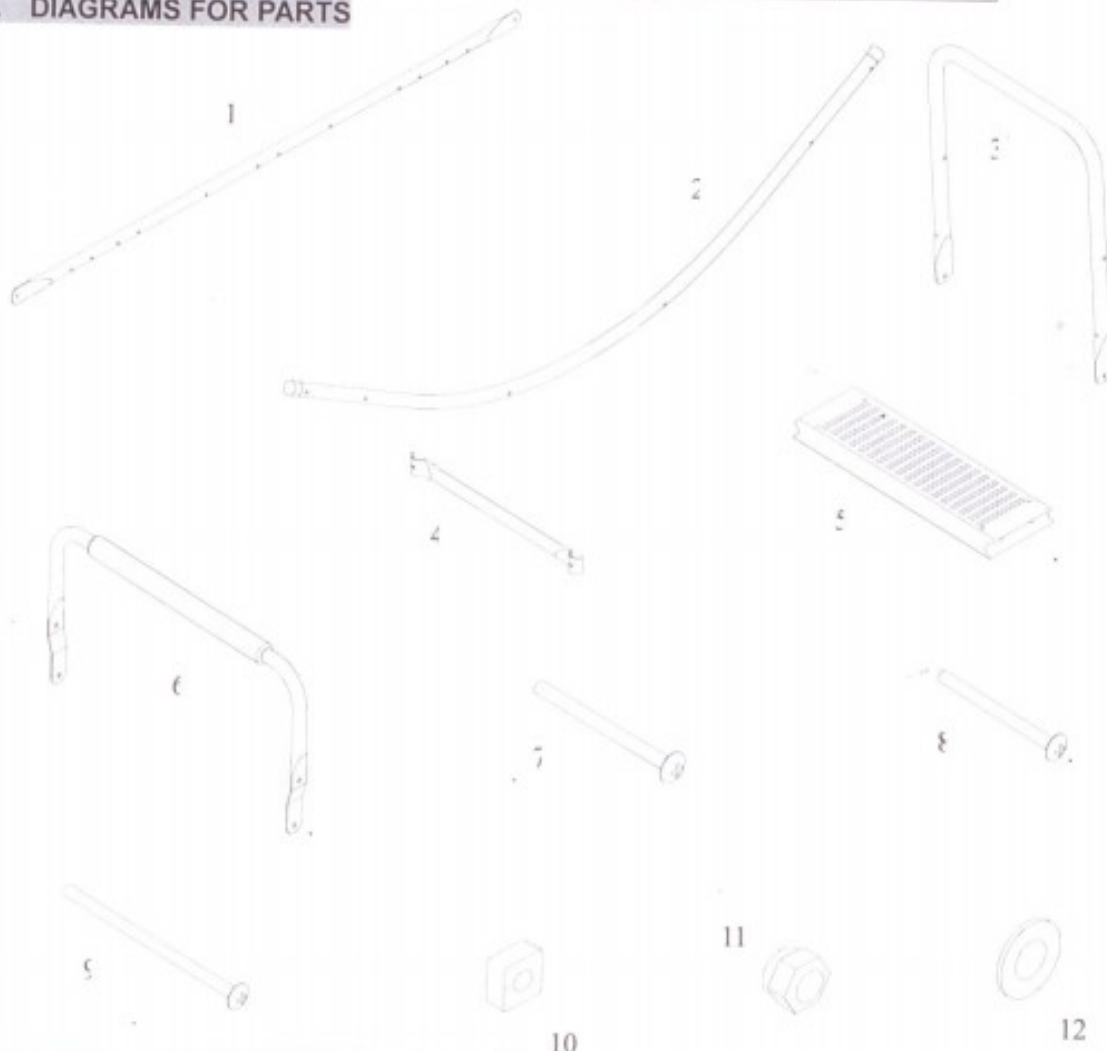
ASSEMBLY INSTRUCTION FOR KID'S ROCKING SEE-SAW

ART NO.SPSW-1500

1. PACKAGE CONTENTS

SEQ.	PARTS NAME	Q'TY
1	BASE-PLATE MOUNTING TUBE	2
2	ACETATE TUBE	2
3	HANDRAIL MOUNTING TUBE	2
4	PEDAL TUBE	2
5	BASE SEATS	5
6	BACKING TUBE	2
7	1/4" BSW X1-1/2" RHMT SCREW	12
8	1/4" X 1-3/8"	24
9	1/4" X 2"	4
10	1/4" QUADRILATERAL NUT	20
11	1/4" UNC NYLOC HEXAGON NUT	20
12	WASHER	12

2. DIAGRAMS FOR PARTS



TOOLS REQUIRED:

- ADJUSTABLE SPANNER
- SCREWDRIVER

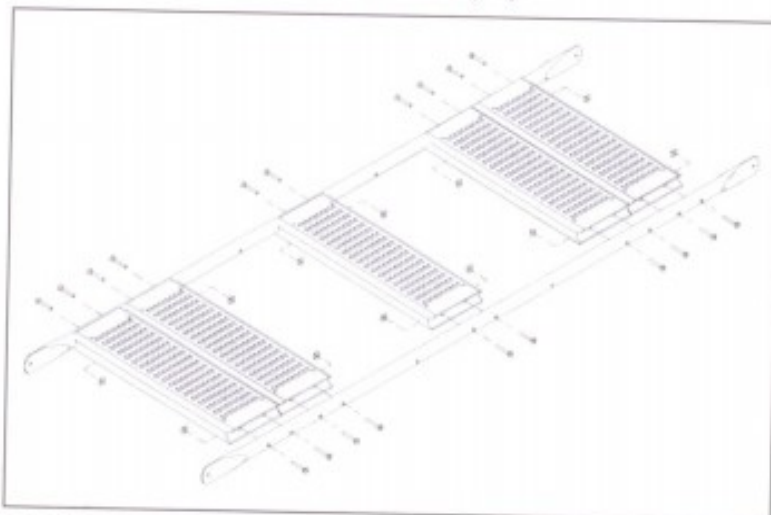
01/09

ASSEMBLY INSTRUCTION FOR KID'S ROCKING SEE-SAW

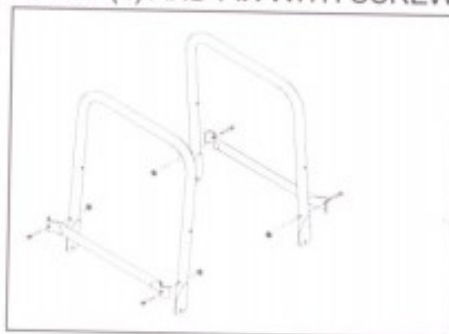
3. ASSEMBLING THE ROCKING SEE-SAW

STEP 1: FIRST CHECK THAT ALL PARTS ARE INSIDE THE CARTON.

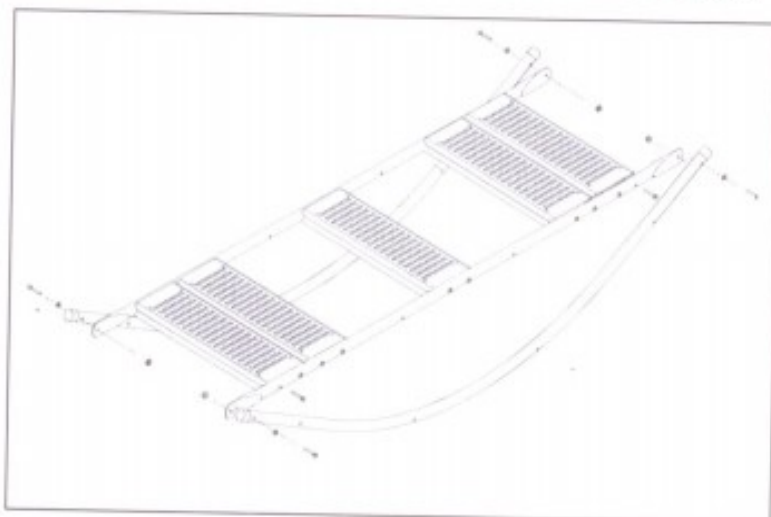
STEP 2: SELECT PART (1) AND PART (5) PLASTIC SEATS AND FIX THEM WITH SCREW (8) FROM OUTSIDE TO INSIDE, USE NUT (10).



STEP 3: SELECT PART (3) AND PART (4) AND FIX WITH SCREW (8) AND NUT (11).

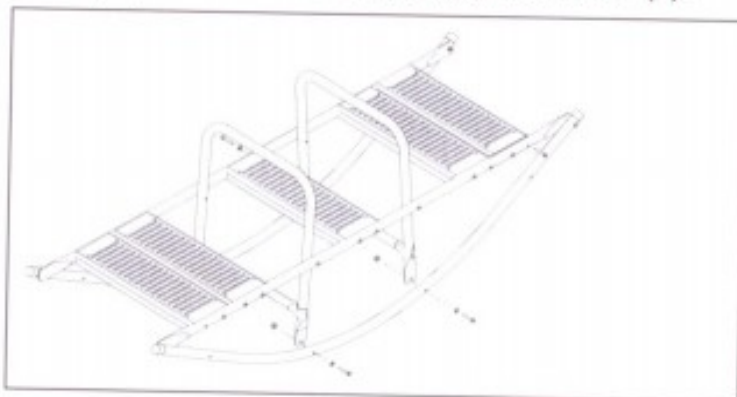


STEP 4: SELECT PART (2) AND PART (1) TO ASSEMBLE. PART (2) HAS RUBBER TUBING PROTECTING IT. PLEASE NOTE PART (2) DOUBLE-HEADED. TUBE MUST BE PLACED ON THE INSIDE OF PART (1). SCREW MUST BE ADDED WITH ONE WASHER, WHICH IS INSERTED FROM OUTSIDE TO INSIDE. WASHER MUST BE BETWEEN RUBBER AND BOLT HEAD.

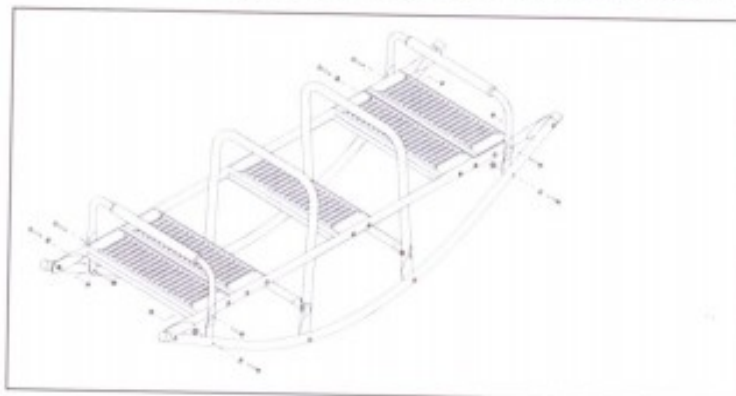


ASSEMBLY INSTRUCTION FOR KID'S ROCKING SEE-SAW

STEP 5: SELECT FINISHED PART (3) AND PLACE IT INTO THE INSIDE PART OF PART (1). PART (3) MUST BE ASSEMBLED ON THE INSIDE OF PART (2). USE SCREW (9) AND NUT (11) TO ASSEMBLE PART (3) AND PART (1).



STEP 6: THE REMAINING PART (6) MUST BE ASSEMBLED FIRST WITH PART (1) AND THEN WITH PART (2). WHEN FINISHED, MAKE SURE ALL SCREWS ARE TIGHT.



WARNINGS, RECOMMENDATIONS & DIRECTIONS

- THE KID'S ROCKER CAN BE PLAYED WITH INDOORS AND OUTDOORS.
- SUITABLE FOR USE BY ONE TO THREE CHILDREN.
- KID'S ROCKER HAS A NON TOXIC POWDER-COATED PAINT FOR PROTECTION.
- WHEN PLAYING ON CEMENT, PLEASE PLACE IT ON A BLANKET OR CARDBOARD TO INCREASE THE LIFETIME OF THIS PRODUCT.
- USE ONLY UNDER ADULT SUPERVISION.
- THE KID'S ROCKER IS SUITABLE FOR CHILDREN FROM 18 MONTHS AND UP.
- WHILE USING MAKE SURE CHILDREN PLACE THEIR FEET ON THE FOOT RESTS AND NOT ON THE GROUND.
- WHILE IN USE KEEP OTHER CHILDREN AWAY FROM THE ROCKER TO AVOID INJURY TO FEET OR HANDS.
- DO NOT ALLOW BOLTS TO PROTRUDE THROUGH THE NUTS MORE THAN A FEW TURNS.
- WE RECOMMEND THAT THE SEA SAW IS USED ON SOFT GROUND, I.E. GRASS.
- DO NOT LEAVE YOUNG CHILDREN UNATTENDED WHILST PLAYING ON THIS ROCKING SEA-SAW.
- AGE RECOMMENDATION: 3 TO 10 YEARS OF AGE.
- MAXIMUM WEIGHT FOR EACH SEAT IS 75LB.
- NOT SUITABLE FOR CHILDREN UNDER 3 YEARS DUE TO SMALL PARTS.

