



Soccer Goal

Item number: 33810



Attention:

Please read the instruction carefully before assembly.



Assembly video

Fig. 1



Take out the goal.

Fig. 2

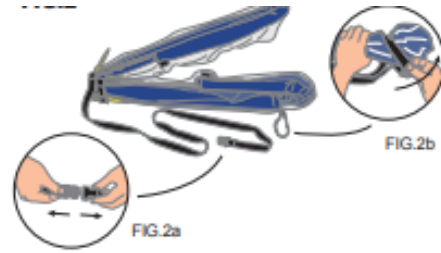


FIG.2a Untie the buckle

FIG.2b Untie the elastic band.

Fig. 3



Spread the goal to both sides.

Fig. 4

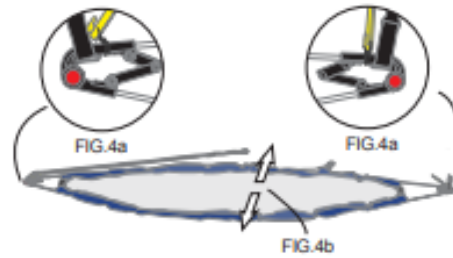
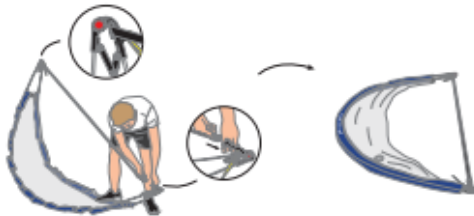


Fig. 4a Keep the red signs on both sides facing upwards.


Fig. 4b Spread out the net to both sides.

Fig. 5



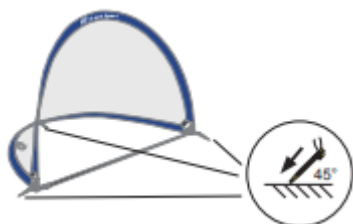
Step on the goal to prevent its movement, insert the buckle with the red signs facing inward.

Fig. 6



Lock the support rod of L connector on both sides.

Fig. 7



Insert the ground pegs.

FOLD

